

# Chicago Children's Museum



# 17

## Creative Arts Program Guide

### **Animal Icon**

*Orangutan*

### **Color Palette**

*Woods*

### **Services**

*Hematology Oncology*

*Patient Rooms*

*Offices*

# 17th Floor Partner Opportunities



Key #	Description	Quantity	Size: height x width x depth	Process
1	Interactive Feature Area		7'-6" x 11'-6" x 8'-0"	Mixed Media
2	Shadow Box	4	18" x 18" x 12"	Mixed Media
3	Path of Discovery	12	15" x 15"	Various
4	Path of Discovery	12	15" x 15"	Various
5	Path of Discovery	12	15" x 15"	Various
6	Discovery Box	1	24" x 10" x 4" / Horizontal/ PL14	Mixed Media
7	Discovery Box	1	12" x 14" x 4" / Vertical/ PL14	Mixed Media
8	Discovery Box	1	24" x 10" x 4" / Horizontal/ PL14	Mixed Media
9	Discovery Box	1	24" x 10" x 4" / Horizontal/ PL14	Mixed Media
10	Art Work	1	Maximum 48" x 72"	Various
11	Art Work	4	Maximum 36" x 48"	Various
12	Art Work/2D: Family Great Room	1	Maximum 36" x 48"	Various
14	Art Work/3D: Family Great Room	1	Maximum 12" x 18" x 12"	Various

As a Community Partner you will have several opportunities to provide interest, education and diversion for patients, families, visitors and staff. These opportunities include the Path of Discovery, Shadow Boxes, Discovery Boxes, Interactive Feature Area, and Art Work. Designs will vary from floor to floor based on developed animal icon and color palette themes. The provided floor plan illustrates the location of each available partner opportunity. Proposed artwork and designs will be reviewed and approved by the New Hospital Creative Arts Program Committee and the project design team.

# 17th Floor Key Plan

Animal Icon

Orangutan

Color Palette

Woods

Services

Hematology Oncology

Patient Rooms

Offices



# Woods Color Palette



## Woods

*Discovery, Magical, Natural, Peaceful*

### Blue

*#810, Blue Dragon*

*Benjamin Moore & Company*

### Green

*#431, Central Park*

*Benjamin Moore & Company*

### Yellow

*#313, Golden Groves*

*Benjamin Moore & Company*

### Coral

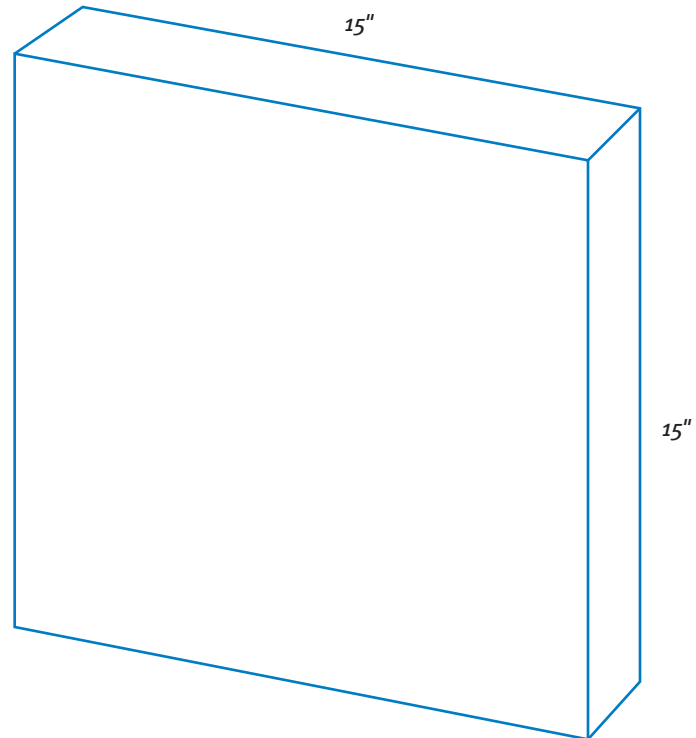
*#014, Soft Glow*

*Benjamin Moore & Company*

# Path of Discovery Panels



*Typical Path of Discovery Units*



*Path of Discovery Panel Module*

## **Panel Module Dimensions: height x width**

15" x 15"

## **Panel Substrate Material Options (1/4" material)**

Acrylic

Plywood

MDF

Masonite

Gator Board

Sintra

## **Image Process Options**

Print

Paint

Collage (maximum 7/8" relief) \*

Sculpture (maximum 7/8" relief) \*

Fabric

The Path of Discovery will be a recurring element on several floors throughout Lurie Children's. The "paths" are located along public corridors and will be used to aide in wayfinding. Subject matter should be thematic among groupings of panel modules and should ideally tie back to "What Makes Chicago Distinctive". Image panels contained in the Path of Discovery will need to be self explanatory, uplifting, and appealing to all ages.

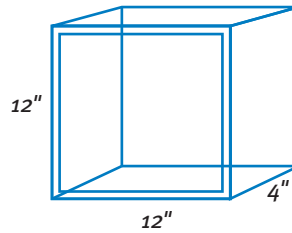
The Path of Discovery consists of an enclosed rail system for displaying 15 inch by 15 inch image panel modules. Each Path of Discovery unit will be 5 feet in length and will contain 4 panel modules. The minimum length of a Path of Discovery installation will be 10 feet or 8 panel modules. The maximum length will be 25 feet or 20 panel modules.

\* For panel modules with 3-dimensional relief, provide a flat border of 3/4" at top and 1/2" at bottom of panel.

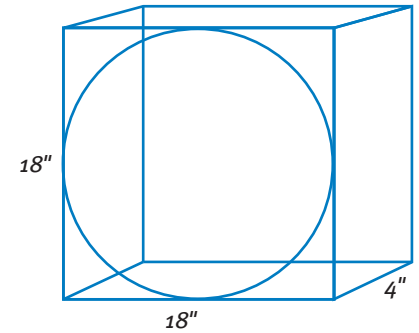
# Discovery Boxes



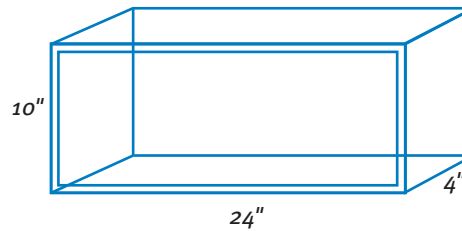
Typical Care Giver Station with Discovery Boxes



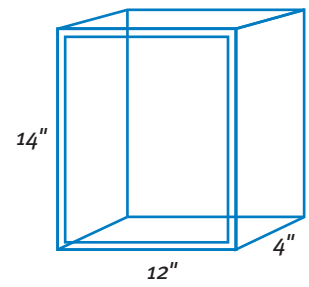
Discovery Box - Square



Discovery Box - Circle



Discovery Box - Horizontal



Discovery Box - Vertical

## Box Dimensions: width x height x depth

Square 12" x 12" x 4"

Horizontal 24" x 10" x 4"

Vertical 12" x 14" x 4"

Circle 18" x 18" x 4"

## Box Interior Colors

PL8 - Laminart #2409-T Brilliant Gold

PL12 - Abet Laminati #464 Giallo Chiaro, Yellow

PL14 - Nevamar #S3048T Patriot Blue

PL15 - Wilsonart International #D403-60 White Sand

## Image Process Options

Digital

Sculptural

Artifacts

Natural Objects

## Material Options

Ceramic

Plastic

Wood

Metal

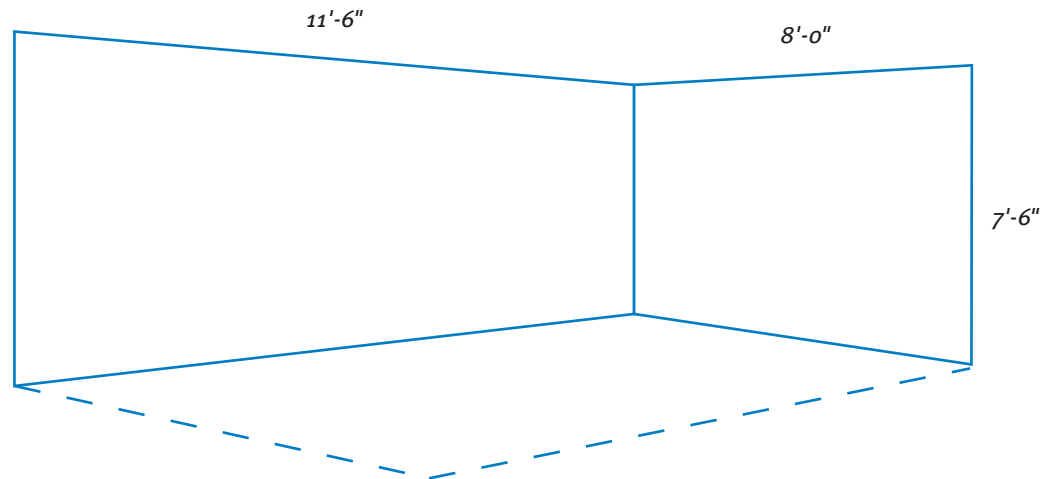
Discovery Boxes will be another area of exploration for patients, families and visitors of all ages. These boxes have been built into the care giver stations at a younger child's eye level. They can be filled creatively with objects, scenes or collections. The objects selected for display should coordinate with the concepts and themes developed for each floor.

Discovery Boxes will have internal illumination. The front face is clear tempered glass. The box back panel is hinged and locked at the rear allowing access from behind the desk (in the knee space).

# Interactive Feature Area



*Typical Interactive Feature Area*



*Interactive Feature Floor and Wall Area*

## **Available Space**

*7'-6" x 11'-6" wall area*

*7'-6" x 8'-0" wall area*

*8'-0" x 11'-6" floor area*

## **Interactive Process Options**

*Digital / Electronic*

*Sculptural*

*Print / Large Format Graphics*

## **Materials**

*Wood*


*Metal*

*Plastic*

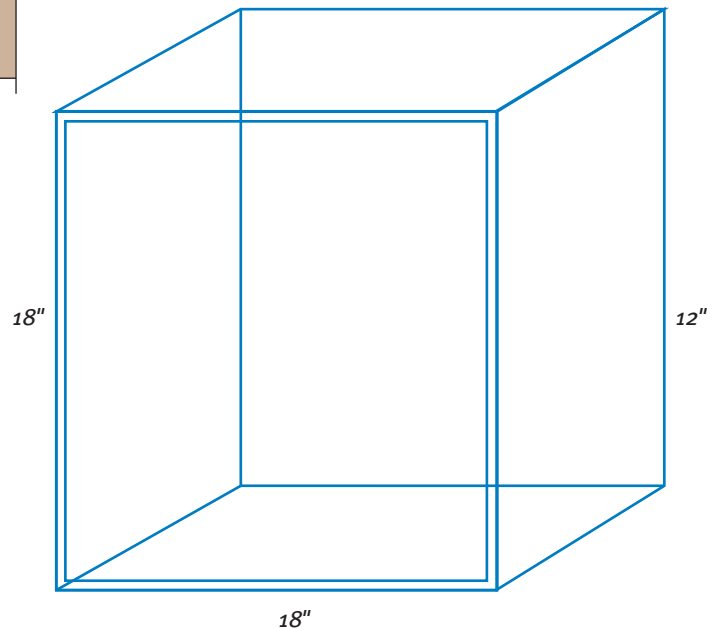
*Ceramic*

When a child, family or visitor exits the elevator, the Interactive Feature Area is the first thing they see. Space will vary slightly by floor. Concepts should not just be "something on the wall" but should engage, create wonder, excitement, and diversion. Please specify any electrical, IT, lighting or special structural requirements that may be required.

# Shadow Boxes



*Shadow Box Wall Elevation*



*Shadow Box*

## **Box Dimensions: height x width x depth**

*18" x 18" x 12"*

## **Box Interior Color**

*#D403-60, White Sand*

*Wilsonart International*

## **Image Process Options**

*Digital*

*Sculptural*

*Artifacts*

*Natural Objects*

## **Material Options**

*Ceramic*

*Plastic*

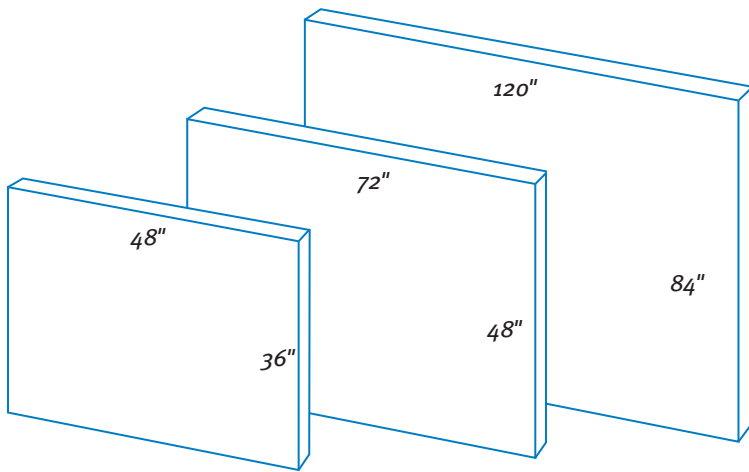
*Wood*

*Metal*

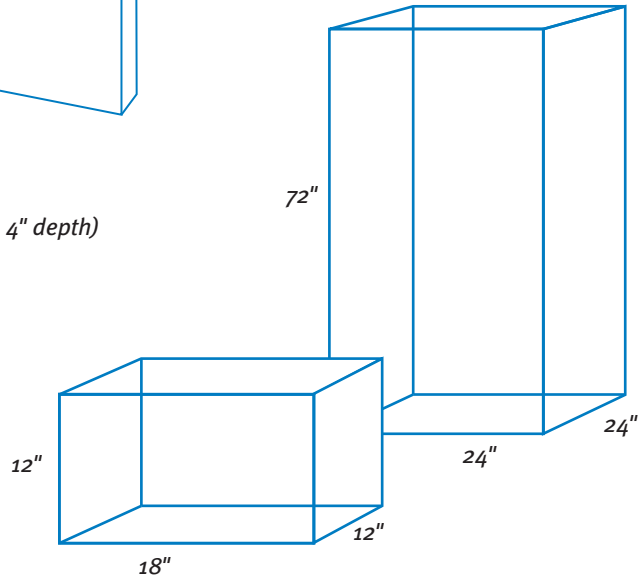
Shadow Boxes have been built into the wall adjacent to the elevator lobby and across from the Interactive Feature Area. They are one of the first discoveries patients and visitors will make as they exit the elevators. The Shadow Boxes have been placed on inpatient floors 14 through 21.

Shadow Boxes can be filled creatively with objects, scenes or collections. The objects selected for display should coordinate with the concepts and themes developed for each floor.

There are 4 Shadow Boxes per unit. Boxes will have internal illumination. The front face is clear tempered glass and is hinged and locked at the front allowing access from the front.



2-Dimensional Art (Maximum dimensions with a maximum 4" depth)



3-Dimensional Art (Maximum dimensions)

### Image Process Options

- Photographic
- Digital
- Paint
- Fabric
- Wood
- Metal
- Plastic

### Frame Types

- Wood
- Metal
- Poly Carbonate

Lurie Children's will display original and reproduction art work in a variety of styles and techniques in rooms, treatment areas and corridors throughout the new hospital facility. Art work will be complimentary with Chicago themes, animal images and color palettes developed for each floor. Although the majority of the art work will be chosen by the New Hospital Creative Arts Program Committee and the project design team there will be many opportunities for Community Partners to create original pieces of art for display in primary corridors and waiting areas. The information contained on this sheet is only a general guideline for sizes and processes. An infinite number of appropriate styles and techniques will be considered.